

2025 Annual General Meeting

Direct Voting, Questions and Proxies Open

Monday, 6 October 2025

Proxies Close

Monday, 10 November 2025,
4:30pm (ACDT)

Meeting Starts

Wednesday 12 November 2025,
4:30pm (ACDT)

Vero AGM and Voting are accessible on both desktop and mobile devices.

In order to participate online you will need to:

- Ensure your browser is compatible – Vero Voting supports the latest versions of Chrome, Safari, Firefox, and Edge; or
- Visit the meeting link cusa.verovoting.com.au on your desktop or mobile device.
- Login using the process below to review all documents and information about the Credit Union SA 2025 AGM.
- If you are unable to attend the meeting, nominate a Proxy online.
- To ask questions, you can do so prior to or during the meeting by selecting the Q&A tab.

How to Login and Register

- Click on cusa.verovoting.com.au and you will be taken directly to the AGM portal.
- Enter your Member number and Postcode to sign in.
- Select Yes or No to indicate whether you will attend the meeting.

How to nominate a Proxy if you are not attending

Select if you would like to nominate the Chairperson or another eligible person. If nominating another person other than the Chair you will be required to type that person's name in the dropdown box that will appear.

You will then have a choice to either instruct your Proxy to vote a certain way by checking the box and then selecting the Direct your Vote button OR you may choose to go with the direction of the nominated person by clicking straight on the Submit Proxy button.

Voting Direct in advance of the meeting (eligible voting members only)

Voting is open now if you wish to place a direct vote.

Via the Voting tab, click on the blue button and you will be directed to vote.

Select your option by clicking on your response to cast your vote.

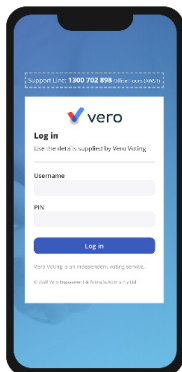
You can change your vote at any time (while the voting period is open) by clicking "Change".

It will automatically save your vote and display a green tick underneath to say "Vote Successfully Submitted". You do not need to do anything further; your vote has been counted. You can change your vote at any time (while the voting period is open) by clicking "Change".

Asking questions prior to or during the meeting (Q&A)

To ask a question prior or during the meeting click the Q&A tab. Type your question in the box and when done, click Submit. The Credit Union may not be able to respond to each question individually, but we will attempt to address the more frequently asked questions in the Chair and Chief Executive Officer's presentations to the meeting. You may ask any question you like on matters directly relating to the Credit Union. Responses to questions which are not answered during the AGM will be answered via email after the meeting.

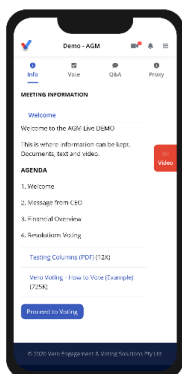
Using Vero AGM



1. Signing In (on your mobile or desktop computer)

- Visit the meeting domain on the previous page. Enter your MEMBER NUMBER and POSTCODE to sign in.
- Ensure your browser is compatible – Vero Voting supports the latest versions of Chrome, Firefox, Edge, and Safari.
- Register your attendance.

Note: If you have trouble logging in, call 1300 702 898 for tech support.

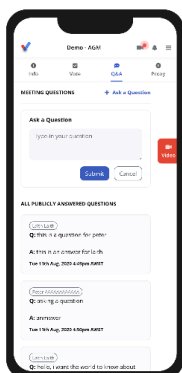


2. Attending and Watching the Meeting

- Make sure you have a good stable internet connection.
- If you are on a mobile select the video icon on the right side on the screen.
- Press unmute and play to start watching your AGM.
- You have the option to view full screen and adjust volume.

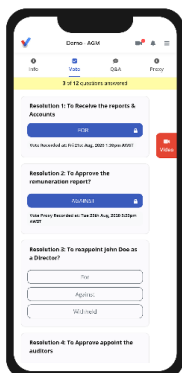
Recommended Browsers

- » Desktop/Laptop: Chrome, Firefox, Edge, or Safari (latest versions)
- » Mobile iOS (12.2+): Safari Mobile
- » Mobile Android (6.0+): Chrome Mobile




3. Asking Questions (Q&A)

- To ask a question prior or during the meeting press the Q&A tab
- Start typing your question in the box and when done, click Submit. Once sent, it will appear in the column with the icon “NEW”.
- Once you have submitted your question, it will be flagged as one of the following statuses:
 - » **Approved** status appears when your question will be answered below your question
 - » **Support** status appears if your question is regarding a support issue. Support personnel will reach out to answer your question.



4. Voting

The voting starts when the meeting Chair opens the poll. From your screen, you can see the resolution and voting choices set.

- To vote, click on the Vote tab  to navigate to the Voting page.
- Simply select your options to cast your vote for each question.